I use the free platform 'WordPress' for creating my blog. It is very powerful and easy to use and great for students to pickup and use (more on that later)

WordPress also has some great analytics (more on that later too)

You can also get into the backend of the process and is a great introduction to HTML coding for students.

I 'live' record my classes as well as 'screen record' my tutorials and presentations given on my Mac and iPad. This is a huge resource for students and parents which we will talk about in detail shortly.

All my videos are embedded into the blog and viewable. Youtube has its own set of analytics that are very handy.

Podcasting is just another resource option for my students.

We even have a live webcam setup for parents and absent students. This is great for junior classes and 'needy' parents!

The Blog is the 'hub' of all most of my resources and can springboard to others (such as my iTunes U courses, videos, iBooks, and many other resources)

It can be accessed anywhere at anytime regardless of device (great when thinking about BYOD)

From here we will see how all of this comes together in one package and how to make it part of your pedagogy

Analytics
What are students viewing?, did they watch the video you posted (and how long?, What comments are students posting?, Did they answer your questions?, What resources are the most effective?.
These and many more questions can be seen formated and exported in an instant!

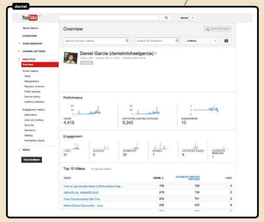

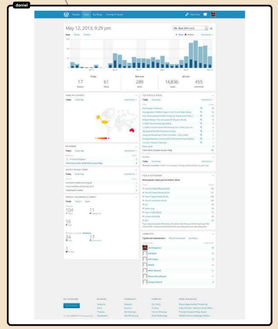

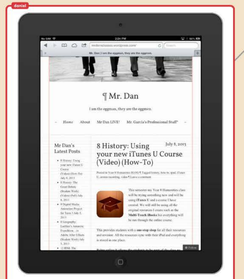

Easy to use on any device.

Braemar is a 1-to-1 iPad school. Though we know there are many postives to using the iPad, as the only device the student has land in a lot of cases all they have at home(Blogging and Social Media is a great fit for the device. I lot of what you see today will be centred around this but the great thing with social media is you can take it anywhere and use it on any device. Your resources really are universal.

The blog works great on the iPad and is formatted automatically to the device (or Iphone, Webpage, Android, etc)

Other Social Resources for the iPad

Multi-Touch Books (iBooks)

None of my students use textbooks. Instead I create orginal, rich, interactive books tailored for the iPad. These can be easily shared online for students and parents. This presetation will not focus on these (there is another one for that) but we will talk about the importance of creating original resources for students,

Books are created with iBooks Author for Mac OS. But this is just one option. Our school has iPads so this is the best option but you could easily create interactive ePubs or concentrate on creating all your resources online. We can chat about this later.

iTunes U

Is another great platform for my students but also students and teachers from around the world to use my resources. Again, there are other workshops that will focus on this so I will discuss how I use it briefly (happy to chat more anytime)

padlet

We give you a blank wall. You put anything you want on it, anywhere. Simple, yet powerful.

Build a wall

WHY TRUST? | SECURITY | DEVELOPERS

Things that make Padlet your best friend | Send the amazing things people have created | Chrome App · Wordpress Plugin

Padlet is a great way to create a social 'wall'. Students can collaborate, comment and create easily.

Are you using it now?

In the classroom

The blog is a key social resource I use but of course there are many other resources you can use in class depending on the need.

SurveyMonkey

Creating assessment tasks, ways to quickly sum up student understanding, try a survey - they can be much more exciting then they sound, interactive, and best of all easy to complete by the students and collated for the teacher!

Record everything!

You spend so much time creating and presenting great resources. Why not share that?
It only takes a second (don't worry, I will show you soon..) to press a record button. If you don't need it, press delete, but you may find you capture some amazing student work, comments, and more.
Student missed a class or need some more help? One click and it is on the blog. Parents can also get involved.

TodaysMeet is a great 'Twitter' style meeting place. Students can ask questions make comments and more anytime during a class or topic for all to see and help.

Multi-Touch Books

iTunes U

Lets have a quick look at one of these shall we?

Lets have a quick look at one of these shall we?

Student Blogs - Digital Portfolios

The more students use this form of media the more they can understand the benefits of how and why to use it. Students have been creating their own blogs as a way to create a digital portfolio that will travel with them as they go from class to class or school to school.

Evernote

The blog is a great way to see what the class is up to but what if you want to share more personal details with students and parents such as results and comments? Evernote provides a great portal to do this. Again, there will be talks that focus on the benefits of Evernote for teachers but I just want to focus on the online, secure, social sharing opportunities of the platform.

Why no Facebook, Twitter, or (insert here)?

I understand that these platforms have a great deal of influence and can be used to great effect with students but there are a few reasons I don't use them with students.

I Can't.

These platforms are blocked for student access at mine, and many schools. If a student can't use something everywhere than I avoid it.

Parents / Student Use

Parents of several of my students forbid their child from using such platforms. I don't want to create exclusion in my class for these reasons.

Other Options.

As you have seen there are many other platforms that offer the same features.
You need to think about what you want the student to achive, not just the platform to do it on.